








# 2020 SHED & OPTIONS PRICING

## ALL POST WOODWORKING® SHEDS ARE FULLY CUSTOMIZABLE.

When you choose Post Woodworking, your imagination is the limit! Start with a model. Then select the perfect layout, roof, useful features, and colors. For even more options, ask about our color-matching technology, premium colors, and larger designs.

SHED STYLE
 CAPE ANN
 LEXINGTON
 BRUNSWICK
 COHASSET
 HAMPTON
 NANTUCKET

LAYOUT
 A
 B
 C
 D
 E

SIZE	LAYOUT					CAPE ANN			LEXINGTON & BRUNSWICK			COHASSET			HAMPTON & NANTUCKET		
	A	B	C	D	E	PINE	VINYL	CEDAR	PINE	VINYL	CEDAR	PINE	VINYL	CEDAR	PINE	VINYL	CEDAR
8 x 12	•	•	•			\$3,377	\$3,928	\$4,418	\$3,788	\$4,337	\$4,958	\$5,344	\$5,858	\$6,473	\$5,630	\$6,138	\$6,826
8 x 14	•	•	•	•		\$3,752	\$4,296	\$4,910	\$4,167	\$4,821	\$5,452	\$5,658	\$6,277	\$6,902	\$6,299	\$6,904	\$7,612
8 x 16'	•	•	•	•	•	\$4,378	\$4,788	\$5,400	\$4,850	\$5,329	\$6,197	\$6,349	\$6,795	\$7,655	\$7,256	\$7,695	\$8,595
10 x 10	•	•				\$3,351	\$3,928	\$4,418	\$3,700	\$4,337	\$4,958	\$5,444	\$6,042	\$6,657	\$5,279	\$5,880	\$6,556
10 x 12	•	•	•			\$3,828	\$4,357	\$4,910	\$4,243	\$4,833	\$5,554	\$6,009	\$6,559	\$7,273	\$6,111	\$6,659	\$7,366
10 x 14	•	•	•	•		\$4,190	\$4,836	\$5,400	\$4,673	\$5,379	\$6,052	\$6,372	\$7,039	\$7,706	\$6,825	\$7,486	\$8,260
10 x 16'	•	•	•	•	•	\$5,004	\$5,558	\$6,126	\$5,556	\$6,112	\$6,893	\$7,120	\$7,640	\$8,413	\$7,997	\$8,498	\$9,371
10 x 18'	•	•	•	•	•	\$5,266	\$5,820	\$6,666	\$5,873	\$6,620	\$7,438	\$7,434	\$8,143	\$8,953	\$8,604	\$9,290	\$10,210
10 x 20'	•	•	•	•	•	\$5,753	\$6,506	\$7,121	\$6,315	\$7,190	\$7,971	\$7,871	\$8,707	\$9,480	\$9,335	\$10,142	\$11,039
12 x 12	•	•	•			\$4,252	\$4,910	\$5,501	\$4,735	\$5,477	\$6,073	\$6,566	\$7,267	\$7,856	\$6,694	\$7,327	\$7,990
12 x 14	•	•	•	•		\$4,803	\$5,524	\$5,967	\$5,356	\$6,074	\$6,769	\$7,120	\$7,797	\$8,485	\$7,506	\$8,204	\$8,979
12 x 16'	•	•	•	•	•	\$5,529	\$6,261	\$6,924	\$6,188	\$6,955	\$7,685	\$7,816	\$8,543	\$9,267	\$8,653	\$9,365	\$10,187
12 x 18'	•	•	•	•	•	\$6,004	\$6,752	\$7,488	\$6,695	\$7,560	\$8,306	\$8,344	\$9,169	\$9,908	\$9,447	\$10,290	\$11,051
12 x 20'	•	•	•	•	•	\$6,630	\$7,243	\$8,005	\$7,327	\$8,058	\$8,914	\$8,996	\$9,688	\$10,536	\$10,365	\$11,031	\$12,001
14 x 14	•	•	•	•		\$5,172	\$5,959	\$6,593	\$5,643	\$6,564	\$7,237	\$7,351	\$8,264	\$8,930	\$7,701	\$8,614	\$9,363
14 x 16'	•	•	•	•	•	\$6,020	\$6,795	\$7,462	\$6,530	\$7,485	\$8,146	\$8,110	\$9,056	\$9,711	\$8,852	\$9,800	\$10,525
14 x 18'	•	•	•	•	•	\$6,593	\$7,427	\$8,094	\$7,107	\$8,146	\$8,809	\$8,707	\$9,736	\$10,392	\$9,700	\$10,728	\$11,489
14 x 20'	•	•	•	•	•	\$7,152	\$8,059	\$8,726	\$7,769	\$8,819	\$9,528	\$9,386	\$10,427	\$11,129	\$10,629	\$11,670	\$12,489
14 x 24'	•	•	•	•	•	\$8,225	\$9,298	\$9,894	\$9,010	\$10,178	\$10,827	\$10,665	\$11,822	\$12,465	\$12,396	\$13,562	\$14,346
16 x 16'	•	•	•	•	•	\$7,796	\$8,318	\$9,417	\$8,124	\$8,734	\$9,918	\$9,755	\$10,359	\$11,532	\$10,359	\$11,810	\$12,400
16 x 18'	•	•	•	•	•	\$8,416	\$9,251	\$10,133	\$8,772	\$9,682	\$10,627	\$10,422	\$11,323	\$12,258	\$11,265	\$12,843	\$13,486
16 x 20'	•	•	•	•	•	\$9,417	\$10,109	\$11,040	\$9,800	\$10,627	\$11,607	\$11,464	\$12,283	\$13,254	\$12,543	\$14,303	\$15,018
16 x 24'	•	•	•	•	•	\$11,278	\$12,160	\$13,306	\$11,797	\$12,752	\$13,888	\$13,491	\$14,438	\$15,562	\$15,046	\$17,154	\$18,011

\* Shed comes standard with 24" x 40" windows. \*\* Brunswick Gambrel not available in 6' width.

## COLORS

### ROOF SHINGLES

BLACK

BROWN

GRAY

### VINYL SIDING

WHITE

ALMOND

BEIGE

BLUE

CLAY

CREAM

FLINT

GRAY

MIST

CYPRESS

PEARL

TAN

### SHUTTERS

BLACK

BLUE

GREEN

MAROON

WHITE

For additional roof, shutter, and vinyl colors, please inquire. Due to the printing process, actual colors may vary slightly from what is shown here.

## ROOFS\*

Custom Architectural Shingle Color	\$1.50/SF
Ice & Water Shield (Per 3' High Run)	\$5/LF
Synthetic Roofing Underlayment	\$0.50/SF
Ridge/Soffit Vent	\$10/LF
Extended Eaves (on Gable Walls)	\$10/LF
Skylight 14" x 30"	\$99
21" Cupola (Vinyl Cupola with Matching Copper Roof)	\$405
21" Cupola (Vinyl Cupola with Matching Asphalt Roof)	\$329
Custom Cupola	INQUIRE
Copper Weathervane	INQUIRE
6' Gable Dormer	\$590
8' Gable Dormer	\$750
10' Gable Dormer	\$925
8' Shed Dormer	\$1,199
12' Shed Dormer	\$1,699

\*Gable and Shed Dormers available for Lexington roof only.

## STORAGE LOFTS

8' x 4'	\$72
10' x 4'	\$96
12' x 4'	\$120
14' x 4'	\$168
16' x 4'	\$192

## DOORS

### ADDITIONAL FIBERGLASS DOORS

36" Single	\$220
60" Double	\$440
72" Double	\$506
Upgrade 36" to 60"	\$220
Upgrade 60" to 72" Double	\$66

### DOOR LITES

4-Lite	\$88
9-Lite	\$110
15-Lite	\$143

### INSULATED GARAGE DOORS\*

9' x 7'	\$1,265
8' x 7'	\$1,155
6' x 7'	\$985

### PRESSURE TREATED RAMPS

3' x 5'	\$77
5' x 5'	\$99
6' x 5'	\$132
Aluminum Ramp System	\$399

### ALUMINUM THRESHOLDS

36"	\$15
60"	\$20
72"	\$25

\*Garage doors require a concrete slab.

## FLOORS\*

Upgrade to ¾" Pressure Treated Plywood	\$2.00/SF
Add 2nd Layer ¾" Plywood	\$1.75/SF
Add 2nd Layer ¾" Pressure Treated Plywood (1 Regular, 1 PT)	\$3.75/SF
2 Layers ¾" Pressure Treated Plywood	\$5.75/SF
Upgrade to Perform Max Flooring	\$1.50/SF
12" On-Center 2" x 6" Floor Joists	\$0.45/SF
Joist Hangers	\$1.25/SF
Insulate Floor R-10	\$3.50/SF
Ramset (Power Nail Buildings with No Floor to Slab)	\$1.25/LF
Earth Anchors	\$50/PAIR
Pool Filter	\$75

\*Redwood floor framing is standard. Please contact us for pressure-treated options.

## WINDOWS

18" x 27"	\$88
Add 4" trim to 18" X 27" Window	\$25
24" x 40"	\$132
Add 4" trim to 24" x 40" Window	\$30
30" x 40"	\$154
Add 4" trim to 30" x 40" Window	\$30
<b>TRANSOM WINDOWS</b>	
Transom Window 4' with Trim	\$160
Transom Window 5' with Trim	\$190
Transom Window 6' with Trim	\$220
<b>WINDOW BOXES</b>	
Standard	\$28 EACH
Large	\$39 EACH

## WALLS

1" Additional Wall Height	\$6/LF
Partition Wall	\$12/LF
House Wrap	\$3/LF
Bottom Trim 1" x 6" Frieze Board	\$5/LF
Arch Topped Cottage Vents	\$135/PAIR

## CUSTOM OPTIONS

Interior Solar Light	\$99
7" Work Bench	\$100
Cedar Clapboard, Cedar Shakes, Vinyl Shakes, Pine Board & Batten	INQUIRE
Insulated Door & Windows	INQUIRE

## SERVICES

Site Preparation (Crushed Stone/Concrete Slab)	INQUIRE
Shed Removal	\$8 & UP/SF
Shed Moving	INQUIRE
Custom Design	INQUIRE

Applicable sales tax is not included. Where applicable, permits are the sole responsibility of the buyer. Prices, materials, and specifications are subject to change without notice. Payment may be made by cash, check, or credit card (MC/VISA, DISC).