








2021 SHED & OPTIONS PRICING

ALL POST WOODWORKING SHEDS ARE FULLY CUSTOMIZABLE.

When you choose Post Woodworking, your imagination is the limit! Start with a model. Then select the perfect layout, roof, useful features, and colors. For even more options, ask about our color-matching technology, premium colors, and larger designs.

SHED STYLE
 CAPE ANN
 LEXINGTON
 BRUNSWICK
 COHASSET
 HAMPTON
 NANTUCKET

LAYOUT
 A
 B
 C
 D
 E

SIZE	LAYOUT					CAPE ANN			LEXINGTON & BRUNSWICK			COHASSET			HAMPTON & NANTUCKET		
	A	B	C	D	E	PINE	VINYL	CEDAR	PINE	VINYL	CEDAR	PINE	VINYL	CEDAR	PINE	VINYL	CEDAR
8 x 12	•	•	•			\$3,783	\$4,282	\$4,772	\$4,243	\$4,728	\$5,355	\$5,986	\$6,386	\$6,991	\$6,306	\$6,690	\$7,373
8 x 14	•	•	•	•		\$4,202	\$4,683	\$5,303	\$4,668	\$5,256	\$5,889	\$6,338	\$6,842	\$7,455	\$7,055	\$7,526	\$8,221
8 x 16'	•	•	•	•	•	\$4,903	\$5,219	\$5,832	\$5,432	\$5,809	\$6,693	\$7,112	\$7,407	\$8,268	\$8,127	\$8,388	\$9,283
10 x 10	•	•				\$3,754	\$4,282	\$4,772	\$4,145	\$4,728	\$5,355	\$6,098	\$6,587	\$7,190	\$5,913	\$6,410	\$7,081
10 x 12	•	•	•			\$4,287	\$4,750	\$5,303	\$4,753	\$5,269	\$5,999	\$6,730	\$7,150	\$7,855	\$6,845	\$7,259	\$7,956
10 x 14	•	•	•	•		\$4,694	\$5,272	\$5,832	\$5,234	\$5,864	\$6,537	\$7,138	\$7,674	\$8,323	\$7,645	\$8,160	\$8,922
10 x 16'	•	•	•	•	•	\$5,604	\$6,059	\$6,616	\$6,223	\$6,662	\$7,445	\$7,974	\$8,328	\$9,087	\$8,957	\$9,264	\$10,121
10 x 18'	•	•	•	•	•	\$5,898	\$6,344	\$7,200	\$6,579	\$7,216	\$8,033	\$8,326	\$8,876	\$9,669	\$9,637	\$10,127	\$11,028
10 x 20'	•	•	•	•	•	\$6,444	\$7,092	\$7,691	\$7,073	\$7,837	\$8,609	\$8,816	\$9,491	\$10,239	\$10,455	\$11,056	\$11,922
12 x 12	•	•	•			\$4,763	\$5,352	\$5,941	\$5,304	\$5,971	\$6,559	\$7,355	\$7,921	\$8,485	\$7,498	\$7,987	\$8,630
12 x 14	•	•	•	•		\$5,380	\$6,022	\$6,444	\$5,999	\$6,621	\$7,311	\$7,974	\$8,499	\$9,165	\$8,408	\$8,943	\$9,697
12 x 16'	•	•	•	•	•	\$6,193	\$6,825	\$7,478	\$6,931	\$7,581	\$8,301	\$8,755	\$9,312	\$10,009	\$9,691	\$10,208	\$11,002
12 x 18'	•	•	•	•	•	\$6,725	\$7,360	\$8,088	\$7,498	\$8,241	\$8,971	\$9,346	\$9,995	\$10,701	\$10,581	\$11,217	\$11,935
12 x 20'	•	•	•	•	•	\$7,426	\$7,895	\$8,646	\$8,206	\$8,784	\$9,628	\$10,077	\$10,561	\$11,379	\$11,610	\$12,025	\$12,962
14 x 14	•	•	•	•		\$5,793	\$6,496	\$7,121	\$6,321	\$7,156	\$7,817	\$8,234	\$9,008	\$9,645	\$8,626	\$9,390	\$10,112
14 x 16'	•	•	•	•	•	\$6,743	\$7,407	\$8,060	\$7,314	\$8,159	\$8,799	\$9,084	\$9,871	\$10,488	\$9,915	\$10,683	\$11,367
14 x 18'	•	•	•	•	•	\$7,385	\$8,096	\$8,743	\$7,961	\$8,880	\$9,514	\$9,752	\$10,612	\$11,224	\$10,864	\$11,695	\$12,408
14 x 20'	•	•	•	•	•	\$8,010	\$8,785	\$9,424	\$8,702	\$9,613	\$10,291	\$10,513	\$11,366	\$12,020	\$11,904	\$12,721	\$13,488
14 x 24'	•	•	•	•	•	\$9,212	\$10,135	\$10,686	\$10,091	\$11,095	\$11,694	\$11,945	\$12,887	\$13,463	\$13,884	\$14,783	\$15,494
16 x 16'	•	•	•	•	•	\$8,732	\$9,067	\$10,171	\$9,100	\$9,520	\$10,712	\$10,926	\$11,291	\$12,455	\$11,602	\$12,873	\$13,393
16 x 18'	•	•	•	•	•	\$9,426	\$10,084	\$10,944	\$9,826	\$10,554	\$11,477	\$11,673	\$12,342	\$13,239	\$12,617	\$13,999	\$14,565
16 x 20'	•	•	•	•	•	\$10,548	\$11,020	\$11,923	\$10,976	\$11,584	\$12,537	\$12,840	\$13,389	\$14,315	\$14,049	\$15,590	\$16,220
16 x 24'	•	•	•	•	•	\$12,632	\$13,255	\$14,371	\$13,213	\$13,901	\$14,999	\$15,110	\$15,737	\$16,808	\$16,852	\$18,698	\$19,452

* Shed comes standard with 24" x 40" windows. ** Brunswick Gambrel not available in 6' width.

COLORS

ROOF SHINGLES



VINYL SIDING

WHITE	ALMOND	BEIGE	BLUE
CLAY	CREAM	FLINT	GRAY
MIST	CYPRESS	PEARL	TAN

SHUTTERS

BLACK	BLUE	GREEN	MAROON	WHITE
-------	------	-------	--------	-------

For additional roof, shutter, and vinyl colors, please inquire. Due to the printing process, actual colors may vary slightly from what is shown here.

ROOFS*

Architectural Shingles	\$1/SF
Custom Color Three Tab or Architectural Shingles	\$1.50/SF
Ice & Water Shield (Per 3' High Run)	\$5/LF
Synthetic Roofing Underlayment	\$0.50/SF
Ridge/Soffit Vent	\$10/LF
Extended Eaves (on Gable Walls)	\$11/LF
Skylight 14" x 30"	\$99
16" Cupola (Vinyl Cupola with Matching Copper Color Roof)	\$299
21" Cupola (Vinyl Cupola with Matching Copper Roof)	\$399
Custom Cupola	INQUIRE
Copper Weathervane	INQUIRE
6' Gable Dormer	\$590
8' Gable Dormer	\$750
10' Gable Dormer	\$925
8' Shed Dormer	\$1,199
12' Shed Dormer	\$1,699

**Gable and Shed Dormers available for Lexington roof only.*

STORAGE LOFTS

8' x 4'	\$90
10' x 4'	\$99
12' x 4'	\$129
14' x 4'	\$179
16' x 4'	\$209

DOORS

ADDITIONAL FIBERGLASS DOORS

36" Single Door	\$249
60" Double Door	\$499
72" Double Door	\$575
Upgrade from 36" Door to 60" Double Door	\$249
Upgrade from 60" Double Door to 72" Double Door	\$75

DOOR LITES

4-Lite	\$100
9-Lite	\$140
15-Lite	\$165

INSULATED GARAGE DOORS*

9' x 7'	\$1,399
8' x 7'	\$1,289
6' x 7'	\$1,199

REDWOOD RAMPS

3' x 5'	\$99
5' x 5'	\$129
6' x 5'	\$159
Aluminum Ramp System	\$430
Change to Pressure Treated Ramp	N/C

ALUMINUM THRESHOLDS

36"	\$20
60"	\$30
72"	\$35

**Garage doors require a concrete slab.*

FLOORS*

Upgrade to 3/4" PT Plywood	\$2.00/SF
Add 2nd Layer 3/4" Plywood	\$1.75/SF
Add 2nd Layer 3/4" PT Plywood (1 Regular, 1 PT)	\$3.75/SF
2 Layers 3/4" PT Plywood	\$5.75/SF
Upgrade to PerforMax Flooring	\$1.50/SF
12" OC 2x6 PT Floor Joists	\$0.45/SF
Joist Hangers	\$1.25/SF
Insulate Floor R-10	\$3.50/SF
Ramset (Power Nail Buildings with No Floor to Slab)	\$2.00/LF
Earth Anchors	\$50/PAIR
Change from Redwood to PT Floor Joist	N/C

**Redwood floor framing is standard. Please contact us for pressure-treated options.*

WINDOWS

18" x 27"	\$99
Add 4" Trim	\$25
24" x 40"	\$149
Add 4" Trim	\$30
30" x 40"	\$179
Add 4" Trim	\$30
TRANSOM WINDOWS	
Transom Window 5' with Trim	\$200
Transom Window 6' with Trim	\$225
WINDOW BOXES	
Standard	\$35 EACH
Large	\$45 EACH

WALLS

1' Additional Wall Height	\$7/LF
Partition Wall	\$13/LF
House Wrap	\$3/LF
Bottom Trim 1" x 6" Frieze Board	\$5/LF
Arch-Topped Cottage Vents	\$135/PAIR

CUSTOM OPTIONS

Interior Solar Light	\$99
7' Work Bench	\$120
Cedar Clapboard, Cedar Shakes, Vinyl Shakes, Pine Board & Batten	INQUIRE
Insulated Door & Windows	INQUIRE

SERVICES

Site Preparation (Crushed Stone/Concrete Slab)	INQUIRE
Shed Removal	\$8 & UP/SF
Shed Moving	INQUIRE
Custom Design	INQUIRE

Applicable sales tax is not included. Where applicable, permits are the sole responsibility of the buyer. Prices, materials, and specifications are subject to change without notice. Payment may be made by cash, check, or credit card (MC/VISA, DISC).